

Name: _____ Date: _____

Student Exploration: Equilibrium and Concentration

Vocabulary: chemical equilibrium, concentration, equilibrium, equilibrium constant, reaction quotient, reversible reaction

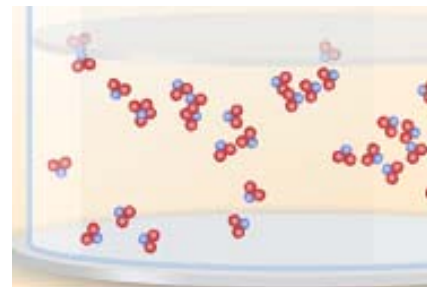
Prior Knowledge Questions (Do these BEFORE using the Gizmo.)

Gary has \$5,000 in his bank account and earns a modest salary. Every month he pays for rent, food, utilities, and entertainment.

- How will Gary's account change if he saves more than he spends? _____
- How will Gary's account change if he spends more than he saves? _____
- What happens if Gary spends exactly as much as he saves? _____

Gizmo Warm-up

If Gary spends exactly as much as he earns, his savings will be in **equilibrium**. Equilibrium occurs when two opposing processes occur at the same rate, leading to no net change. In the *Equilibrium and Concentration* Gizmo™, you will investigate how equilibrium can occur in chemical reactions.



To begin, check that **Reaction 1** is selected. Set **Moles NO₂** to 8 and **Moles N₂O₄** to 0.

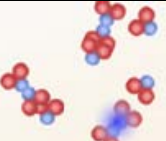
- Click **Play** (▶) and observe the colliding molecules. What do you notice? _____

In the Gizmo, a blue flash appears every time two reactants combine to form a product. A red flash appears every time a product dissociates into reactants.

- Click **Reset** (↺), and set **Moles NO₂** to 0 and **Moles N₂O₄** to 8. Click **Play**.

What do you notice now? _____

- When a reaction can proceed in either direction, it is a **reversible reaction**. Based on what you have observed, is the synthesis of NO₂ into N₂O₄ a reversible reaction? Explain.

Activity A: Reversible reactions	<u>Get the Gizmo ready:</u> <ul style="list-style-type: none"> • Click Reset. Reaction 1 should be selected. • Set Moles NO₂ to 8 and Moles N₂O₄ to 0. • Move the Sim. speed slider all the way to the right. 	
---	--	---

Question: What are the characteristics of reversible reactions?

1. Predict: Suppose you began with 8 moles of NO₂ in the chamber. What do you think will happen if you let the reaction go for a long time? _____

2. Test: Click **Play**. Select the BAR CHART tab and check that **Moles** is selected. Observe the bar chart for about 30 seconds. As time goes by, what do you notice about the bars representing moles NO₂ and moles N₂O₄?

3. Observe: Click **Pause** (⏸). Select the GRAPH tab. Click the (–) zoom control on the horizontal axis until you can see the whole graph. What do you notice?

This situation, in which the overall amounts of reactants and products does not change significantly over time, is called a **chemical equilibrium**.

4. Record: On the BAR CHART tab, turn on **Show data values**. How many moles of NO₂ and N₂O₄ are there right now? Moles NO₂ _____ Moles N₂O₄ _____

5. Calculate: Suppose all the NO₂ molecules were synthesized into N₂O₄. Given the equation $2\text{NO}_2 \rightleftharpoons \text{N}_2\text{O}_4$, how many moles of N₂O₄ would be produced? _____

6. Experiment: Click **Reset**. On the INITIAL SETTINGS tab, set **Moles NO₂** to 0 and **Moles N₂O₄** to 4. Click **Play**. Click **Pause** when the bars of the bar chart stop moving very much.

A. List the current amounts of each substance: Moles NO₂ _____ Moles N₂O₄ _____

B. How do these results compare to starting with 8 moles of NO₂? _____

(Activity A continued on next page)

Activity A (continued from previous page)

7. **Summarize:** In each trial, you started with the same amounts of nitrogen and oxygen. In this situation, did the equilibrium amounts change depending on the direction of the reaction?

8. **Set up the Gizmo:** Click **Reset** and select the EXPERIMENT tab on the left. On the INITIAL SETTINGS tab on the right, select **Reaction 2**. Set **Moles NO** to 5, **Moles NO₂** to 5, and **Moles N₂O₃** to 0. What are the reactants and product of this reaction?

Reactants: _____ Product: _____

(Note: In this reaction, some of the NO₂ reactants combine to form N₂O₄, as in reaction 1.)

9. **Observe:** Recall that a blue flash appears every time two reactants combine to form a product. A red flash appears every time a product dissociates into reactants. Click **Play**.

A. At first, do you notice more blue flashes or red flashes? _____

B. What do you notice about the frequency of blue and red flashes as time goes by?

C. Click **Reset**. This time, start the experiment with 0 moles of NO and NO₂ and 5 moles of N₂O₃. Click **Play**. What do you notice about the red and blue flashes now?


10. **Explain:** Think about how the numbers of blue and red flashes reflect the rates of the forward (reactants → products) and reverse (products → reactants) reactions.

A. What happens to the rate of the forward reaction as the reactants are consumed?

B. What happens to the rate of the reverse reaction as the products are produced?

C. Why do reversible reactions *a/ways* result in chemical equilibria? _____



Activity B: The equilibrium constant	<u>Get the Gizmo ready:</u> <ul style="list-style-type: none"> Click Reset. Select Reaction 1. Set Moles NO₂ to 2 and Moles N₂O₄ to 7. 	
---	---	---

Introduction: When investigating the rates of reactions, it often is useful to consider the **concentrations** of reactants rather than the total number of moles. Concentrations are often expressed in moles per liter, or mol/L. Brackets are used to signify concentration. For example, “[H₂] = 5.0 M” means the concentration of hydrogen gas in a chamber is 5.0 moles per liter.

Question: What are the characteristics of reactions in equilibrium?

1. Record: On the BAR CHART tab, select **Concentration**. Check that **Show data values** is on. If necessary, use the arrows to adjust the scale of the chart.

A. What are the current concentrations of each compound?

[NO₂] _____ [N₂O₄] _____

B. Click **Play** and wait for equilibrium to become established. Click **Pause**. What are the approximate equilibrium concentrations?

[NO₂] _____ [N₂O₄] _____

2. Calculate: The value K_c represents the ratio of products to reactants in a reaction at equilibrium. The greater the amount of products relative to reactants, the higher the resulting value of K_c . For a general reaction between gases: $aA(g) + bB(g) \rightleftharpoons cC(g) + dD(g)$, K_c is calculated as follows:

$$K_c = \frac{[C]^c [D]^d}{[A]^a [B]^b}$$

For the current reaction, $2NO_2 \rightleftharpoons N_2O_4$, we have:

$$K_c = \frac{[N_2O_4]}{[NO_2]^2}$$

Based on the current concentrations of NO₂ and N₂O₄, what is K_c ? _____

Show your work here:

(Activity B continued on next page)

Activity B (continued from previous page)

3. Gather data: Experiment with a variety of initial concentrations of NO_2 and N_2O_4 . For each set of initial concentrations, use the Gizmo to determine the equilibrium concentrations of each substance. In the last column, find K_c for that trial. Run three trials for each set of initial conditions.

Initial $[\text{NO}_2]$	Initial $[\text{N}_2\text{O}_4]$	Equilibrium $[\text{NO}_2]$	Equilibrium $[\text{N}_2\text{O}_4]$	K_c

4. Calculate: Find the average value of K_c for each set of three trials.

Trials 1-3: _____ Trials 4-6: _____ Trials 7-9: _____

5. Analyze: What do you notice about the values of K_c ? _____

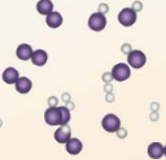
In general, the value of K_c will be constant for a given reaction at a constant temperature, no matter the starting concentrations. That is why K_c is known as the **equilibrium constant**. In this Gizmo, the values of K_c will vary somewhat because there is a very limited number of molecules in the chamber.

6. On your own: Use the Gizmo to find K_c for **Reaction 4**: $\text{H}_2 + \text{I}_2 \rightleftharpoons 2\text{HI}$. Collect data at least 10 times and average your results to get the best approximation of K_c . Show your data and work on a separate sheet of paper.

(Hint: Because of the coefficient "2" in front of HI, you will have to square the concentration of HI to find K_c .)

$K_c =$ _____



Activity C: Reaction direction	<u>Get the Gizmo ready:</u> <ul style="list-style-type: none"> Click Reset. Check that Reaction 4 is selected. Set Moles H₂ to 5, Moles I₂ to 5, and Moles HI to 3. 	
---	--	---

Introduction: For a reversible reaction with equilibrium constant K_c , it often is useful to know in which direction the reaction will proceed given the starting amounts of reactants A and B and products C and D. This is done by calculating the **reaction quotient**, Q_c :

$$Q_c = \frac{[C]^c [D]^d}{[A]^a [B]^b}$$

Question: How can you predict the direction of a reversible reaction?

1. List: Select the BAR CHART tab. What are the initial concentrations of each substance?

[H₂] _____ [I₂] _____ [HI] _____

2. Calculate: Use the equation above to find Q_c for the current reaction.

A. What is the current value of Q_c ? _____

B. In activity B, what value of K_c did you arrive at for this reaction? _____

C. How does Q_c compare to K_c ? _____

3. Analyze: Recall that Q_c is equal to the ratio of product concentrations to reactant concentrations.

A. If there is an excess of products, will Q_c be greater than or less than K_c ? _____

B. If there is an excess of reactants, will Q_c be greater than or less than K_c ? _____

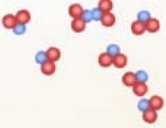
C. In the current situation, is there an excess of products or reactants? _____

Explain: _____

D. When the reaction begins, do you expect [HI] to increase or decrease? _____

Explain: _____

4. Test: Click **Play**. What happens to [HI]? _____

Extension: Equilibrium calculations	<u>Get the Gizmo ready:</u> <ul style="list-style-type: none"> Click Reset. Select Reaction 1. Set Moles NO₂ to 0 and Moles N₂O₄ to 6. 	
--	---	---

Goal: Given K_c and initial concentrations, calculate equilibrium concentrations.

1. List: Select the BAR CHART. What is the initial concentration N₂O₄? $[\text{N}_2\text{O}_4]_{\text{initial}} = \underline{\hspace{2cm}}$

2. Experiment: Click **Play** and wait for a few seconds. Click **Pause** before equilibrium is reached.

A. What is the current concentration of N₂O₄? $[\text{N}_2\text{O}_4] = \underline{\hspace{2cm}}$

B. How much has the concentration of N₂O₄ gone down? $\underline{\hspace{2cm}}$

C. What is the current concentration of NO₂? $[\text{NO}_2] = \underline{\hspace{2cm}}$

D. In general, if [N₂O₄] is reduced by x, how much does [NO₂] increase? $\underline{\hspace{2cm}}$

This result may be surprising. It is true because at constant pressure, the overall density of particles in the container remains constant. So, if the concentration of one substance is reduced by x, the concentration of the other substance increases by x.

3. Manipulate: Begin with the general equation for K_c : $K_c = \frac{[\text{C}]^c [\text{D}]^d}{[\text{A}]^a [\text{B}]^b}$.

A. What is the equation for K_c for the reaction $2\text{NO}_2 \rightleftharpoons \text{N}_2\text{O}_4$? $K_c =$

B. In this experiment, the initial concentration of NO₂ is zero. If the concentration of N₂O₄ is reduced by x at equilibrium, the equilibrium concentration of NO₂ is equal to x. Substitute the following values into the equation you wrote in step A:

$$[\text{N}_2\text{O}_4] = ([\text{N}_2\text{O}_4]_{\text{initial}} - x) \qquad [\text{NO}_2] = x$$

$$K_c =$$

C. In activity A, you discovered that K_c for this reaction was close to 0.042. Substitute this value and the initial concentration of N₂O₄ into your equation.

$$=$$

D. Rearrange the terms of your equation to form a quadratic equation in the form $ax^2 + bx + c = 0$.

$$= 0$$

(Extension continued on next page)

Extension (continued from previous page)

4. **Solve:** Because the equation is in the form $ax^2 + bx + c = 0$, you can use the quadratic formula (shown below) to solve for x . Ignore negative solutions because the concentrations cannot be negative. Show your work.

$$x = \frac{-b \pm \sqrt{b^2 - 4ac}}{2a}$$

5. **Predict:** Based on the value for x , what do you expect the equilibrium concentrations of NO_2 and N_2O_4 to be?

[NO_2] _____ [N_2O_4] _____

Check your work by solving for K_c using $K_c = \frac{[\text{N}_2\text{O}_4]}{[\text{NO}_2]^2}$ $K_c =$ _____

If you don't get the correct value of K_c , recheck your work.

6. **Test:** Click **Play** and wait for equilibrium to be established. What are the actual equilibrium values of each substance?

[NO_2] _____ [N_2O_4] _____

How close were these results to your predicted results? _____

7. **Challenge:** Suppose you begin with 6 moles of NO_2 and 5 moles of N_2O_4 . Assuming a value for K_c of 0.042, predict the equilibrium concentrations of NO_2 and N_2O_4 . (Use the Gizmo to determine the initial concentrations.) Show your work on a separate sheet of paper. After you have made your predictions, click **Play** and record the experimental results.

Predicted: [NO_2] _____ [N_2O_4] _____

Experimental: [NO_2] _____ [N_2O_4] _____

